

Technical sheet :

MRT 2260 E

OXYGEN



 **MANITOU**
HANDLING YOUR WORLD

Capacities		Imperial
Max. capacity		13228 lb
Max. lifting height		71 ft 6 in
Max. outreach		59 ft 9 in
Weight and dimensions		
Overall length (with forks)	l1	26 ft 10 in
Length to face of forks	l2	22 ft 10 in
Overall width	b1	8 ft 2 in
Overall height	h17	10 ft 2 in
Overall cab width	b4	3 ft 2 in
Ground clearance	m4	1 ft 3 in
Wheelbase	y	10 ft
Tilt-up angle	a4	12 °
Tilt-down angle	a5	110 °
Turret rotation		360 °
Overall weight		39683 lb
Forks length / width / section	l / e / s	4 in x 47 in x 2 in
Wheels		
Standard tires		445/65 R22,5
Drive wheels (front / rear)		2 / 2
Steering mode		2 wheel steer, 4 wheel steer, Crab mode
Stabilisers		
Stabs Type		Telescopic Duplex
Controls with stabs		Stabs Commands Individual or Simultaneous
Electric circuit		
Number of batteries / Battery voltage		2 x 12 V
12V Battery capacity		120 Ah
Battery starting current		(EN)850 A
Engine/Battery		
Battery technology		Lithium-ion
Battery capacity		105 Ah
Battery nominal voltage		624 V
Battery max. voltage		680 V
Battery energy		65 kWh
Drive motor power		107 kW
Hydraulic motor power		84 kW
On-board Charger Power / Phase / Current		11 kW / Single-phase or three-phase / AC
Transmission		
Transmission type		Electrical
Number of gears (forward / reverse)		2 / 2
Max. travel speed		23 mph
Drawbar pull max / continuous		8600 daN / 4300 daN
Parking brake		Automatic negative parking brake
Service brake		Oil-immersed multi-discs braking on front & rear axles
Performances		
Max Gradeability (laden / unladen)		36 % / 48 %
Gradeability continuous (laden / unladen)		18 % / 23 %
Hydraulics		
Hydraulic pump type		Fixed displacement piston
Hydraulic flow		46 US gpm
Hydraulic Pressure		5076 PSI
Hydraulic oil tank capacity		53 US gal
Noise and vibration		
Noise at driving position (LpA)		65 dB
Noise to environment (LWA)		103 dB
Vibration on hands/arms		< 2.50 m/s ²
Miscellaneous		
Steering wheels (front / rear)		2 / 2
Controls		2 Joysticks
Safety cab homologation		Cabin ROPS - FOPS level 2
Attachment recognition system (E-Reco)		Standard

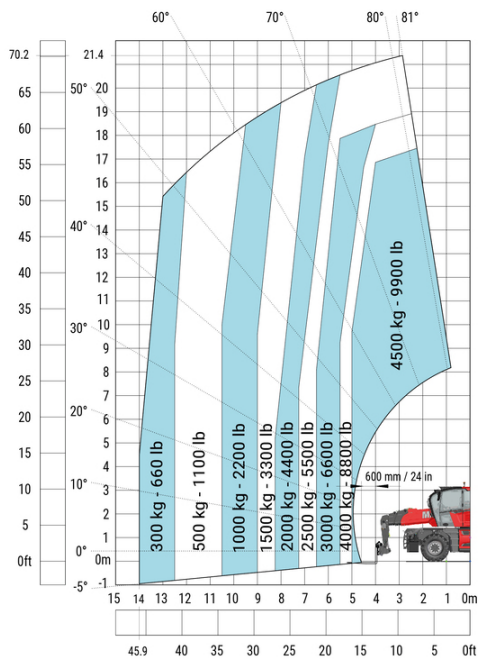
MRT 2260 e - Dimensional drawing



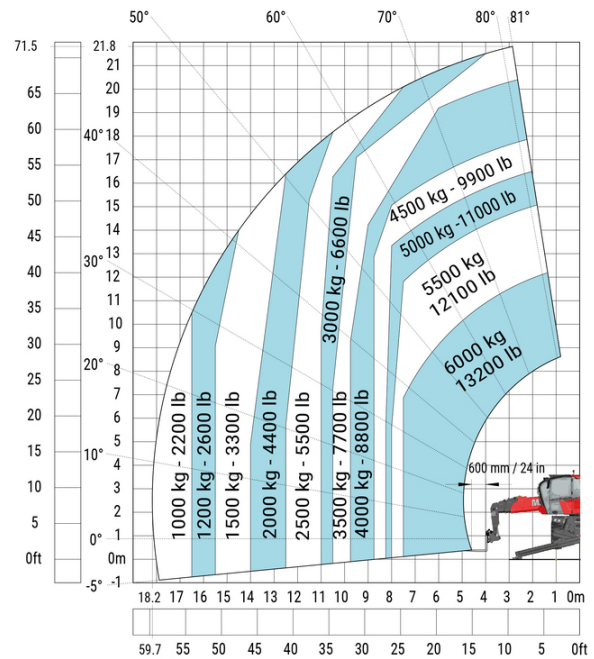
Other data		Imperial
Length of frame	l14	18 ft 8 in
Wheelbase	y	10 ft
Ground clearance	m4	1 ft 3 in
Counterweight offset (turret at 90°)	a7	9 ft 9 in
Tilt-up angle	a4	12°
Tilt-down angle	a5	110°
Overall length at stabilisers	l12	17 ft 5 in
External turning radius (over tyres)	Wa1	14 ft 8 in
Overall width with stabilisers extended	b7	19 ft
Overall height	h17	10 ft 2 in
Frame leveling corrector	a9	+/- 7°
Ground clearance under front tires on stabilizers	m5	1 ft 5 in

MRT 2260 e - Load chart

Machine on tyres with forks Imperial



Machine on lowered stabilisers with forks (CAF) Imperial



Machine on lowered stabilisers with winch 6000 kg (Imperial)



Machine on lowered stabilisers with 1500 kg jib with winch (Imperial)



Machine on lowered stabilisers with extensible jib with winch (Imperial)



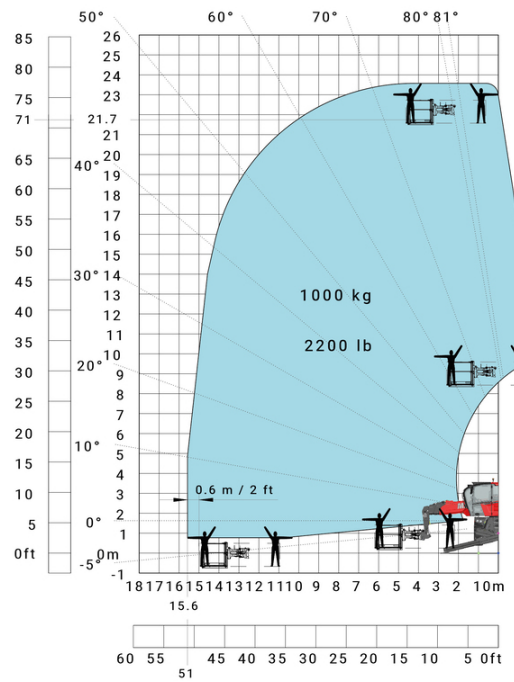
Machine on lowered stabilisers with hook 6000 kg (Imperial)



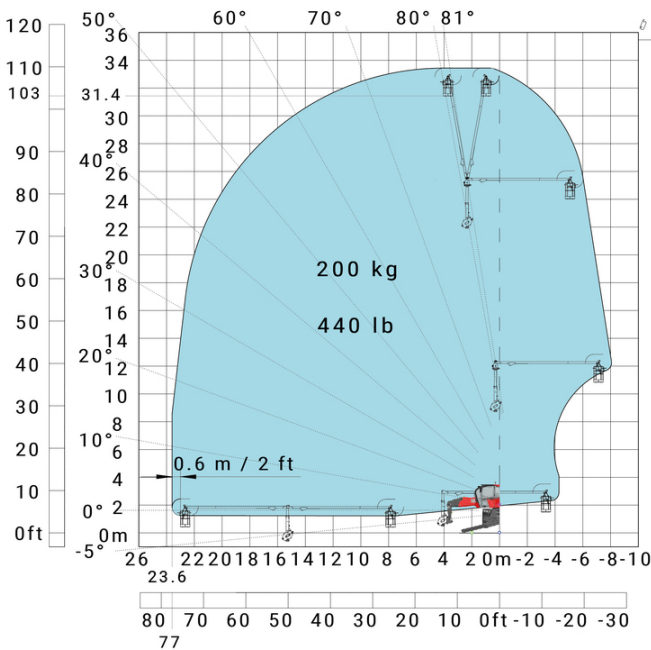
Machine on lowered stabilisers with 365 kg platform Imperial



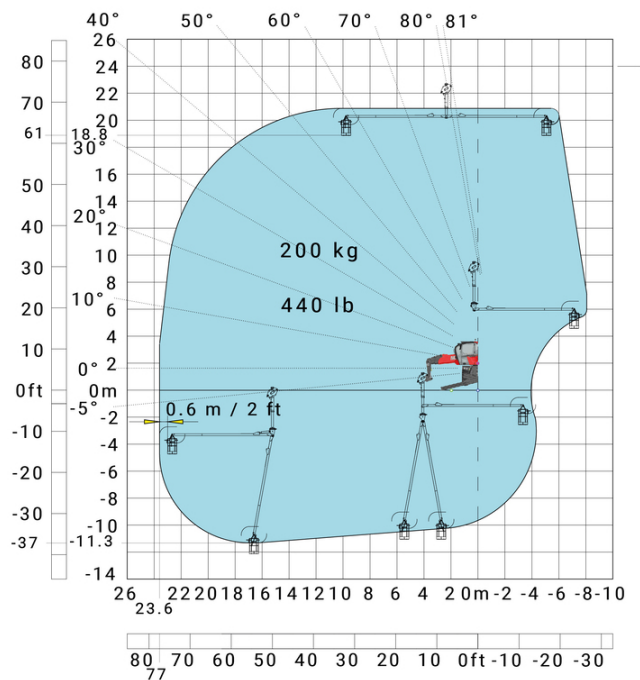
Machine on lowered stabilisers with 1000 kg platform Imperial



Machine on lowered stabilisers with 3D positive Imperial



Machine on lowered stabilisers with 3D positive / negative Imperial



Equipment

Standard

Optional

Additional battery high voltage 65 kWh

Extra generator 18.4 kW

Equipment: E-xtra generator 18.4 kW

Capacities		Imperial
Fuel tank		17 US gal
Engine oil		0.90 US gal
Engine		
Engine brand / nom		Yanmar / Stage V / Tier 4
Engine model		3TNV80F-ZXKMU
Number of cylinders - Capacity of cylinders		3 - 77 in ³
Max. torque		55 ft/lbs
Power		18.40 kW
Engine rotation		2800 rpm
Engine rotation (min)		1900 rpm
Engine cooling system		Water cooled
I.C. Engine power rating		25 Hp



Head Office

B.P. 249 - 430 rue de l'Aubinière

44150 Ancenis Cedex - France

Tel: +33 (0)2 40 09 10 11 - Fax: +33 (0)2 40 09 10 97

www.manitou.com



This publication provides a description of the configuration versions and options for Manitou products, which may differ for equipment. The equipment presented in this brochure may be part of a series, as an option, or it may not be available, depending on the versions. Manitou reserves the right, at any time and without notice, to amend the specifications described and represented. The specifications provided do not bind the manufacturer. For more details, please contact your Manitou agent. This is not a contractually binding document. The presentation of the products is not contractually binding. List of specifications non-exhaustive. The logos as well as the visual identity of the company are owned by Manitou and cannot be used without authorisation. All rights reserved. The photos and diagrams contained in this brochure are only provided for consultation and information purposes.

MANITOU BF SA - Limited company with board of directors - Share capital: 39,668,399 euros - 857 802 508 RCS Nantes