



Swadro

Rotary rakes





Swadro

Side- and centre delivery rakes

- **The KRONE Lift Tines**

Clean forage and high work rates

- **The KRONE Jet Effect**

Protects the sward and produces clean forage without poking into the ground

- **Maintenance-free rotors and gearboxes**

warrant reliable operation and long life



- **DuraMax cam track** (3-year warranty) Perfect swath presentation and boosted harvest chain efficiency
- **Pull-type and cardanic rotor suspension** Superior rakes in flat and undulating terrain
- **The KRONE driveline** The mechanical driveline results in minimum service and maintenance and high efficiency



The Swadro versions	4
The Swadro rotors	6
- The cardanic rotor suspension and the Jet Effect	8
- The bogies	10
- The tine arms	12
- The Lift Tines	14
The single-rotor rakes for three-point attachment Swadro 35, 38, 42 and 46	16
The trailed single-rotor rakes Swadro 38T, 42T, 46T	20
The trailed and flexible twin-rotor side delivery rakes Swadro 710/26T	22
The trailed twin-rotor side delivery rakes Swadro TS and TS Twin	26
The trailed triple-rotor side delivery rake Swadro TS 970	32
The trailed twin-rotor centre delivery rakes Swadro TC and TC Plus	34
The trailed four-rotor centre delivery rakes Swadro TC 1250	40
Swadro TC 1370	44
Swadro 1400 and 1400 Plus	48
The trailed six-rotor centre delivery rake Swadro 2000	54
Technical Data	60



The Swadro versions

Innovative by design, the KRONE Swadro models offer pragmatic solutions and great longevity for work in the harshest of harvesting conditions.

The stand-out features of KRONE Swadro rakes are loss-free work, less crop contamination and enormous work rates even in the most difficult conditions.

Want to boost your forage quality and harvest chain efficiency?

No problem with a KRONE Swadro.

Mounted single-rotor rake
3.50 m-4.60 m work widths



Trailed single-rotor rake
3.80 m-4.60 m work widths



Swadro 710/26T twin-rotor side delivery rakes
6.20 m or 2 x 3.40 m work widths



Swadro TS and TS Twin rotor side delivery rakes
6.20 m-8.20 m work widths



Swadro TC und TC Plus twin-rotor centre delivery rakes
5.70 m-10.00 m work widths



Swadro TS 970 triple-rotor side delivery rake
9.70m work width





Swadro TC 1250 four-rotor centre delivery rake
9.80 m-12.50 m work widths

Swadro TC 1370 four-rotor centre delivery rake
10.80 m-13.70 m work widths

NEW



Swadro 1400 and 1400 Plus four-rotor centre delivery rakes
11.00 m-13.50 m work widths

Swadro 2000 six-rotor centre delivery rake
11.00 m-19.00 m work widths

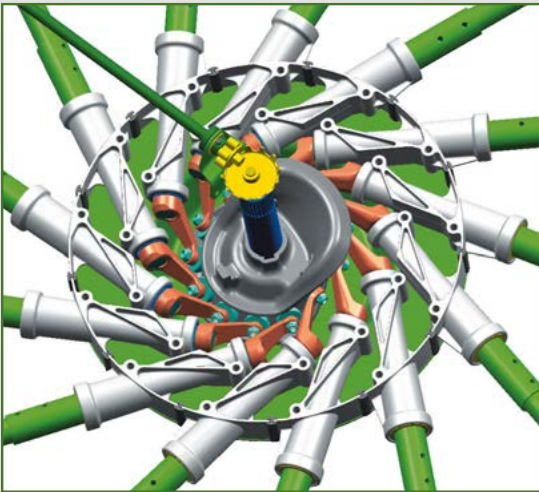




The Swadro rotor

Rotor gearbox and cam track

- Maintenance-free rotors and gearboxes
- **DuraMax**, the hard-wearing cam track with three-year warranty



The Swadro rotors score on excellent swath presentation even in very difficult crops but also on great stability from hard-wearing components that require no maintenance at all. A dependable design you can rely on.

The gearboxes that drive the rotors are permanently lubricated and the DuraMax cam track is extremely resistant to wear. Both assemblies are maintenance-free.

The rotor gearbox

Swadro means low-input swathing. The rotor gearbox is absolutely maintenance-free and offers smoothest running. The driveline is permanently greased for reliable operation and long service life. The high gear ratio makes the rotary rake a fuel-efficient and quiet-running machine.





The DuraMax cam tracks

Boosting the productivity of the entire harvest chain is no problem for KRONE Swadro. The steep cam track is made from hard-wearing materials and provides precision guidance for the tines. A small track diameter in combination with massive cams make for quiet running, reduce wear and lead to well-shaped swaths. DuraMax cam track – maximum efficiency and maintenance-free components. Swadro is fun to use.





The Swadro rotor

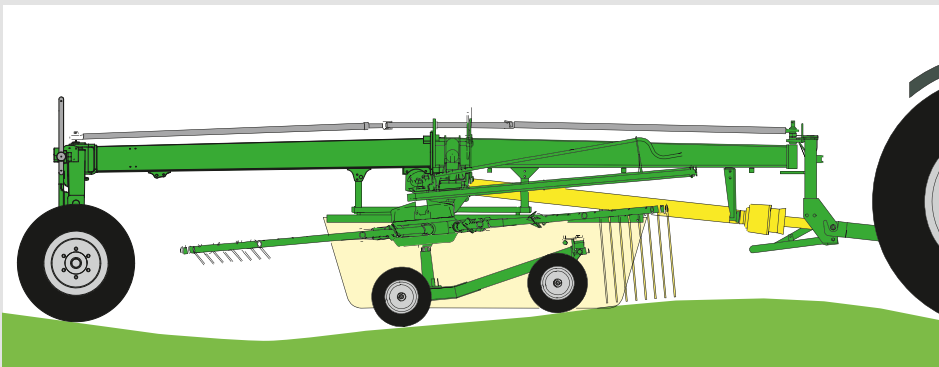
Pull-type and cardanic design with Jet Effect

- Optimum ground contouring in any direction through pivoting rotors
- Cleanest forage from the KRONE Jet Effect during take-off and touch-down
- Central suspension for a uniform ground pressure across the full widths of the rotors



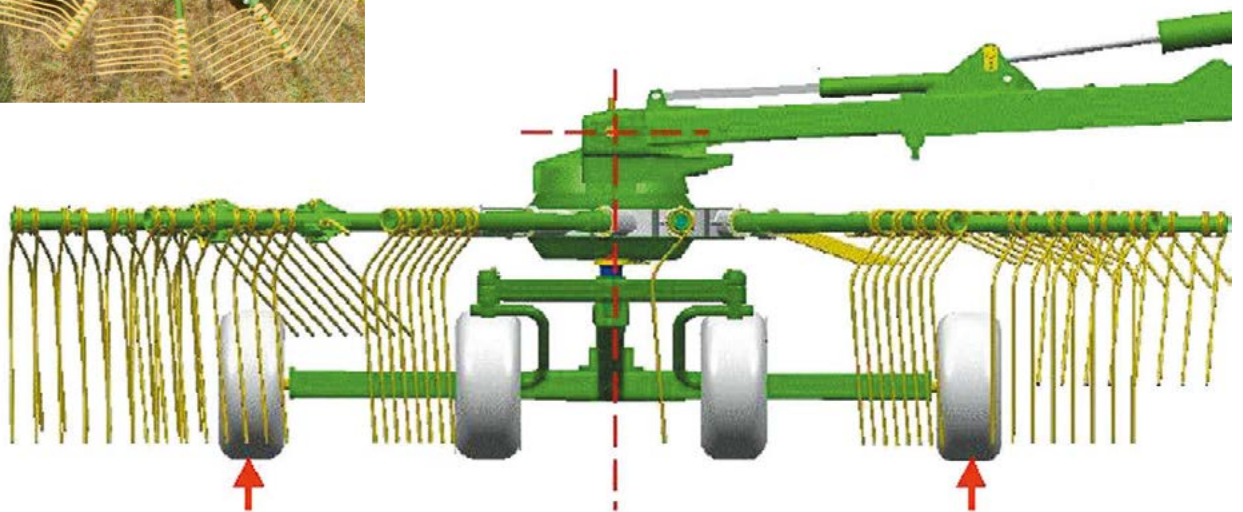
The KRONE Jet Effect

The KRONE Jet Effect ensures the tines will not dig into the ground when the rotors lower and lift. Emulating the touch-down and take-off behaviour of an airplane, the leading rotors lift off first and the rear rotors follow. Vice versa, when lowering into work, the wheels on the rear bogies touch down first, followed by the wheels on the leading bogie – an intelligent system that helps protect the sward and avoids crop contamination.



3D contouring

The rotors suspend in a pull-type and cardanic configuration which provides exact guidance to the tines and optimum contouring – both in and across the direction of travel. This way the tines pick up every haulm but not a single grain of sand or soil. Uncontaminated forage, minimum loss rates and high work rates – this is the Swadro definition of quality work.



Pulling not pushing

The Swadro rotors are pulled in direction of travel. Its pull-type suspension in combination its central arrangement allows the rotor to stay level when lifting and lowering. Its weight is uniformly distributed to all gauge wheels, ensuring optimum contouring and minimizing contamination and losses.



The Swadro rotor

The bogie

- The wheels run close to the tines for optimum ground hugging and cleanest sweeps
- Adjusting the rotor angle across the direction of travel is very easy, which ensures you always produce optimum swaths and avoid losses
- Castering wheels are standard at the front and an option at the rear to protect the sward



The bogie

Easy-pulling, gentle to the sward and best ride stability are the landmark features of the KRONE rotary rakes. The gauge wheels run very close to the tines – the secret to precision tine work. The wide wheelbase gives Swadro good stability on slopes and ensures smooth running. Castering gauge wheels are also possible at the rear as an option, reducing scuffing also in tight turns.



Adjusting the side angle

The side angle of the rotor in direction of travel is adjusted on a pin/hole system on the rear axle of the bogie. An optimum lateral tilt is critical for optimum rakes and boxy swaths in different crops and crop volumes.



Four or six wheels on the bogies

The Swadro rotors run on four wheels as standard. Six wheels and a tandem axle at the rear are an option.



The **Swadro rotor**

The Swadro tine arm

- Large-diameter and thick-walled tine arms for absolutely dependable operation
- Easy and fast tine arm attachment and removal
- Sturdy foldback mechanism

Maximum strength and stability, easy handling and reliability are the trademark features of the KRONE Swadro tine arms.


The tine arms

The Swadro tine arms receive precision control from the cam track for equally precision contouring and control of the tines. Made from strong tubular steel, the tine arms offer maximum longevity and reliability. Swadro tine arms persevere in the most arduous conditions.



Easy tine arm replacement

Simply undo two bolts and remove the entire arm complete with the bearing and roller.



Robust bearing housing

Each tine arm is mounted in a sturdy aluminium housing. With the grooved ball bearings spaced wide, the tine arms perform reliably in difficult conditions. Both the bearing housing and the ball bearings are maintenance-free and permanently lubricated.



Sturdy foldback mechanism

The foldback mechanism has a holder from hardened steel and its pivoting joint is loaded by a Belleville spring for gap-free and hard-wearing functionality. The tine arms are foldable for a lower transport and storage height.



Number of tine arms

The rotors have 10, 13 or 15 tine arms depending on the specific model. For more details see Technical Data.





The KRONE **Lift Tine**

Clean windrows, better feed

- Higher ground clearance in work
- Boosted work rates
- Reduced contamination
- Improved forage quality
- Reduced losses

All current KRONE Swadro models have the KRONE Lift Tines as standard specification. Kinked in two positions, these tines offer significant benefits that have been verified in KRONE field tests and a DLG Focus Test.



No crop contamination

Courtesy of their excellent work, Lift Tines can be set to a higher work height than traditional tines, which reduces the risk of crop contamination as well as tine wear.

Setting the tines to an optimum position

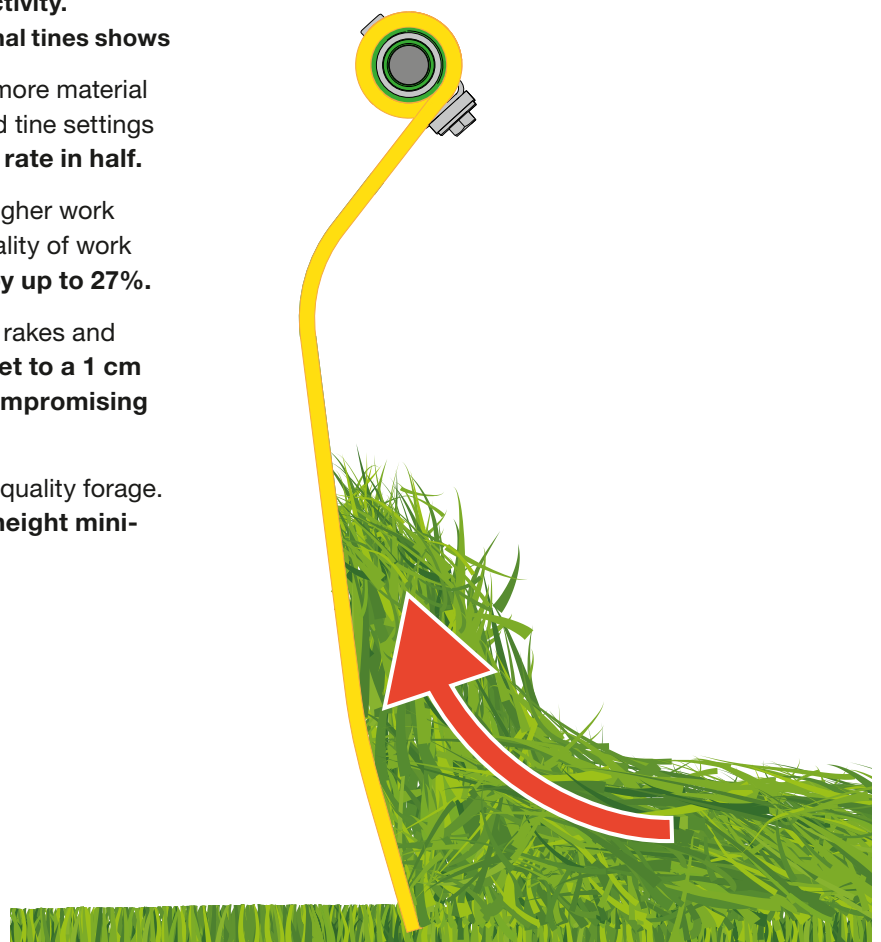
The special Lift Tines give a better performance, because their ends maintain a steep angle even in heavy crop and lift it more easily, forming more uniform windrows. As a result, the machine can work at a faster pace and still deliver uniform windrows.





The DLG Focus Test shows that KRONE Lift Tines boost your productivity. A comparison of these tines and traditional tines shows

- that KRONE Lift Tines rake up clearly more material per hectare at the same work rates and tine settings than traditional tines, **cutting the loss rate in half.**
- that KRONE Lift Tines deliver clearly higher work rates without compromising on the quality of work while **increasing the overall output by up to 27%.**
- that KRONE Lift Tines give thorougher rakes and protect the sward. **The tines can be set to a 1 cm higher ground clearance without compromising the quality of work.**
- that KRONE Lift Tines produce higher-quality forage. **The Lift effect and the higher work height minimize crop contamination.**





Single-rotor models for three-point linkage attachment

Swadro 35, 38, 42, 46

- Standard tandem axle and flotation tyres
- Stepless work width control for a consistently high-quality forage
- The leading gauge wheel controls the rotor for smooth action in undulating terrain

The single-rotor Swadro models of 3.50 m to 4.60 m work widths (11'6" to 15'1") for three-point attachment stand out for their unique strength and engineering. Many of their well-proven features have been taken over from the high-capacity rakes. The wide bogie with a casting tandem axle and the optional leading gauge wheel provide accurate tine control for super clean forage even from undulating fields and deep ruts.

The tyres

Fitted with Super Balloon 16/6.50-8-ply tyres, these Swadro single-rotor rakes simply got the right boots. These tyres offer superior rides and light treading for best protection of the sward.



The tandem axle

The Swadro single-rotor rakes have a tandem axle as standard specification with wheels running closely alongside the tines – a set-up that warrants perfect contouring and cleanest rakes in undulating terrain.



The lateral tilt

No grass blade is left behind – not even in heavy material: The pin/hole setting system on either side of the rotor adjusts the tilt.





The leading gauge wheel

The height-adjustable and caster-steered gauge wheel is an optional extra which brings better ground hugging in undulating terrain.



Attachment for the top link

A selection of holes for the top link ensures optimum rotor control in all conditions. The attachment via the top link in the elongated hole allows the use of a leading gauge wheel.



The height control system

The rotor depth is controlled steplessly from a crank that is operated from the tractor seat – a quick and easy system that warrants clean and loss-free rakes.



Swadro 35 · 38 · 42 · 46

Further technical details

- Damping rods feature internal compression springs
- Auto-centring lift-out system
- Folding tine arms

Dense traffic and a fast tractor present a challenge to tractor-attached machines and their road safety, a challenge that KRONE rakes meet easily. Once the tine arms are folded and the crop deflector is raised, a Swadro single-rotor rake makes an extremely compact combination for swift travel between fields.

The transport position


As the machine is raised into transport position, the damping rods retract automatically, aligning the machine centrally behind the tractor.

The tracking system

The patented tracking system steers the KRONE rakes through the tightest turns. Combining a swing arm with damping rods leads to a steering angle of about 20° which in turn translates into excellent manoeuvrability and an enormous lift-out height.

The damping rods

The damping rods ensure the machine tracks dependably behind the tractor when travelling at speed and working downhill.





The crop deflector

Adjusting the crop deflector is as easy as it can get. Simply telescope the unit in and out as necessary to adjust it to the current conditions and header widths of the following harvester.

Raking along curved lines

No crop is lost, even when working in curved lines. The 20° steering angle is useful in small and awkward fields where it enables operators to gather all the material even in tight curves and form a perfect swath.

Raising the deflector curtain

A massive coil spring supports the crop deflector as this is being raised into transport position. At the same time, the transport locking system of the rotor is lowered. This applies to machines that are specified with folding tine arms.



The folding tine arms

Folding the outer tine arms into transport position is a quick and straightforward job that is only a small effort.



Trailed single-rotor rakes

Swadro 38 T, 42 T and 46 T

- Wide working width
- Low power input
- Parallel-linkage controlled drawbar
- Standard tandem axle and 18" tyres
- Swadro 38 T and 42 T not available in Germany

The 38 T, 42 T and 46 T additions to the Swadro model range were developed in response to farmer demands for a trailed and well-proven single-rotor rake that offers the well-proven Swadro technology. The tandem axle on these models serves also as transport chassis.



The drawbar

The parallel control on the height-adjustable and pivoting drawbar eliminates any risk of the hitch ring seizing up on the linkage drawbar or pivoting drawbar. The hydraulic ram on the drawbar levels the rotor during lift-out and lowering.



Lifting the rotors hydraulically

The rotors are lifted out hydraulically. These rakes offer a 500 mm (1'8") ground clearance courtesy of the tandem chassis and the special attachment of the hydraulic cylinder – the perfect configuration for crossing a swath without disturbing it.



Work height control

Adjusting the work height is easy by telescoping and securing the box section arms with a pin.



Low power input

It is not pto power that limits the output of a single-rotor rake but the risk of too little load on the tractor's front axle when the machine is lifted out of work. The solution is the Swadro 38 T, 42 T and 46 T. These trailed models were designed for small and light tractors and work on slopes. The trailed Swadro models stand out for their low tractor power input.



The tandem axle

The tandem axle runs on standard 18" Super Balloon flotation tyres. The threaded spindle adjusts the lateral tilt, which is useful in heavy crops. No blade of grass is left behind.



The gauge wheel

For smooth casting in tight curves, the Swadro 46 T model and the 42 T model have a leading gauge wheel as standard (46 T) and optional (42 T) specification. The height is easily set by refitting a pin.



Safe ride on public roads

The side arms on Swadro 46 T fold up easily into a compact transport unit for safe travel on public roads.



Twin-rotor side delivery model

Swadro 710/26 T


- Single and double swathing
- Right-hand swath presentation
- Variable work width
- Hydraulic crop deflector adjustment
- 13 tine arms per rotor

Featuring as many as 13 tines, this KRONE 710/26 T twin-rotor side delivery rake not only offers excellent value for money but also the cleanest rakes. Swadro 710/26 T forms single and double swaths as well as two narrow swaths side by side. Naturally it offers hydraulic work width control and swath width control by adjusting the main beam.



Attaching to a pivoting or linkage drawbar

The drawbar – floating drawbar or linkage drawbar – is height-adjustable and the hitch ring is controlled by a parallel linkage. The hydraulic ram on the drawbar maintains the leading rotor parallel to the ground as it is lifted and lowered.



The tandem axle

A wide wheelbase with 18" wheels provides excellent contouring. The wide wheelbase of the front axle provides optimum stability in sloping terrain. The working height is adjusted via these pin setting systems.



Adjusting the side angle

This threaded spindle adjusts the side angle so the rotors also pick up the extra material that is building up on the curtain – a particularly useful detail in wet and heavy crops.



Forming one single swath
Raking 6.20 m into one swath



Forming a twin swath
Raking 6.80 m into two swaths



Forming one double swath
Raking 12.40 m into one double swath



Swathing all material to the right, forming one single swath
This is the swath presentation that suits high-capacity harvesters and light crops.



Shifting the rear rotors left/right
Operators can quickly shift the rear rotor to the side by operating a ram that also varies the work width when forming one single swath.



Swathing all material to the left, forming a twin swath
This mode of swathing is selected to tailor swath sizes to small harvester capacities and in dense and leafy crops and for making night windrows.



The twin-rotor side delivery rakes

Swadro 710/26 T



Approved for 40 km/h

Quick travel between fields saves unproductive time and helps boost your daily output. The wide tandem axles and 18" wheels provide the proper gear to achieve just that.



The cardanic rotor suspension system

Both rotors have cardanic suspension. On the front rotor this is implemented via the float position of the drawbar-mounted ram (left photo) and on the rear rotor by the elongated hole. This gives both rotors full hugging abilities so they rake up every haulm also in difficult conditions and in hilly or undulating terrain.



Perfect for right-hand presentation

The cab controls are arranged on the right-hand side in the cab for maximum operator convenience.



An ideal combination

Leading gauge wheels combine with the cardanic rotor suspension for perfect rotor control. These castoring and height adjustable wheels can also be offset to one side depending on the crop volume.



Rugged

The sturdy box section beam absorbs any stress and strain, offering great stability when travelling at speed and working in difficult terrain.



Convenient for operators

The rear rotor features hydraulic crop deflector control for convenient adjustment from the tractor seat. The curtain retracts hydraulically into transport position.



The **trailed twin-rotor side delivery rakes**

Swadro TS and TS Twin

- Flexible swathing – single swaths, double swaths and twin swaths
- The sequence controlled rotors lift clear off the ground for stress-free headland turns
- Individual rotor lift-out as an option for perfect rakes in corners
- Very compact transport position

The trailed KRONE Swadro TS side-delivery rakes work at widths between 6.20 m (20'4") and 7.40 m (24'3") presenting the crop in single and double swaths. The Twin version forms twin swaths as standard specification. As a result, the machine covers work widths between 6.92 m (22'8") and 8.20 m (26'11").



Forming one single swath

The Swadro TS models can be adapted to the crop conditions and the intake capacity of the following harvester. Single swaths are ideal in low-yielding crops and when using balers or forage wagons. The leading rotor spins faster than the unit at the rear, which eliminates roping.



Forming a double swath

Raking up two separate swaths in one up and down operation, Swadro TS covers a work width of up to 15 m (49'3"). Double swathing is a very effective method to fully exploit the intake capacities of powerful harvest machines.

Comparing Swadro TS and TS Twin

Swadro TS	Swadro TS Twin
Single swath presentation (standard)	Single swath presentation (standard)
	Presentation of twin swaths (standard specification) - Telescoping hydraulic arms (standard) - Front crop deflector curtain



TS Twin for twin swathing

Swadro TS Twin has telescoping arms as standard. An optional crop deflector is available to complement the twin swathing specification.

Quick changeover to twin swathing

Changing Swadro TS Twin from single swathing to twin swathing is easy and straightforward. Simply telescope the two arms to accommodate the second swath. Then fold down the leading crop deflector.



Easy-use crop deflectors

The curtain at the front is adjusted manually with the help of a spring whereas the curtain at the rear swings automatically into work position as the rotor lowers into work. It is also possible to adjust the rear curtain with respect to its work height, its alignment in direction of travel and distance to the rotor.



Swadro TS and TS Twin

Easy handling



Precision work height control

An optimum quality of work requires rotors that work cleanly, consistently and loss-free. It is possible to set the tine clearance separately on each rotor – either manually or electrically as an option, using servomotors.



Manual rotor height control

The base specification model has its work height controlled steplessly from a crank which is arranged on the outside of the rotor for easy access. The large and adjustable scale is easy to read. The height of each rotor can be set accurately down to the millimetre.



Height control and independent lift-out electrically from the cab

The height of the rotors can be controlled electrically as an option to adapt to varying conditions. It is operated from a cab-based control box from where the operator controls two servomotors which set the rotor height on the move and down to the millimetre. As an option it also raises only one rotor out of work for optimum rakes and output.



Consistent ends


A hydraulic sequence control raises the leading rotor first and then the rear rotor into the headland position.

The relevant hydraulic spools for the sequencing are controlled mechanically from a shifter in a robust gate. The delay between raising the front and the rear arm can be customised by the operator.



High-stability frame with a generous ground clearance

Large-diameter tube steel gives the chassis and the main beam a particular strength. The high-clearance beam combines with the high-lift feature to raise the tines 50 cm (1'8") clear off the ground (may vary by model), leaving big windrows undisturbed.



Side-mounted main gearboxes and coil springs

The two main gearboxes were moved clear away from the centre of the machine, which ensures the drive shafts run smoothly at all times, also in headland position. In work, strong coil springs shift the weight of the rotors to the main beam and the undercarriage, thereby taking load off the rotors.



Swadro TS and TS Twin

Easy steering and safe road travel



Convenient transport height

The machine folds to a transport height of less than 4 m (13'2"), with arms moving up hydraulically and the curtain on the side lowering automatically.



Choice of tyres

Choose between two tyre specifications. All Swadro TS and TS Twin can be fitted with 11.5/80-15.3/10 PR (left photo) or 15.0/55-17/10 PR (right photo) tyres. The former provide good traction on softer ground whereas the latter are best for work in sloping fields. The transport position does not exceed 2.90 metres.



Altering the track width

If the wheels are fitted with slim tyres, it will be possible to expand the track width by 6 cm (2.4"). Simply refit a distancer sleeve on the wheel arms and move each axle out 3 cm (1.2").



A very nimble machine

All Swadro TS and TS Twin models have a ball bearing that links the two-point headstock and the chassis. A rod controls the Ackermann steering system when the machine is travelling through curves. This gives Swadro outstanding agility and allows it to enter and rake up awkward patches without shunting. No hay is left behind.



Swift and safe travel

The great chassis stability gives all Swadro TS rakes excellent tracking even at higher speeds.





The **triple-rotor side delivery rake**

Swadro TS 970

- 9.70 m (31'10") work width for highest work rates
- Electric work height control and height indicator
- Hydraulic caster control for optimum road stability

Raking nearly 20 metres into one double windrow, the KRONE Swadro TS 970 is the ideal match for a high-capacity precision-chop forage harvester. Offering stunning work rates of up to 10 ha/h, this machine is the performance booster in your harvest chain. A wide wheel base and Ackermann steering give this high-capacity rake an enormous agility and very easy shunting.



Work height control

As conditions may vary within one field it is essential to adapt the working height instantly. In this case, the driver operates weather-proof electric servomotors from an electric control box. The work height is separately set for each individual rotor and is displayed on the control unit.



Hydraulic curtain control

The crop deflector curtain on Swadro TS 970 moves hydraulically out of work (option). The hydraulic control allows operators to raise the curtain conveniently when producing a double swath. So no material is pulled from the previous swath and the following harvesters work more efficiently. The curtain is folded automatically when the rotors fold into transport position to reduce the transport height to less than 4 m. It resumes its previous position when the rake is lowered into work.



The Ackerman steering system

A hydraulic cylinder on the headstock (left photo) alters the steering angle of the running gear in an easy and convenient way (right photo). This Ackermann steering system makes for optimum castering and agile turns.



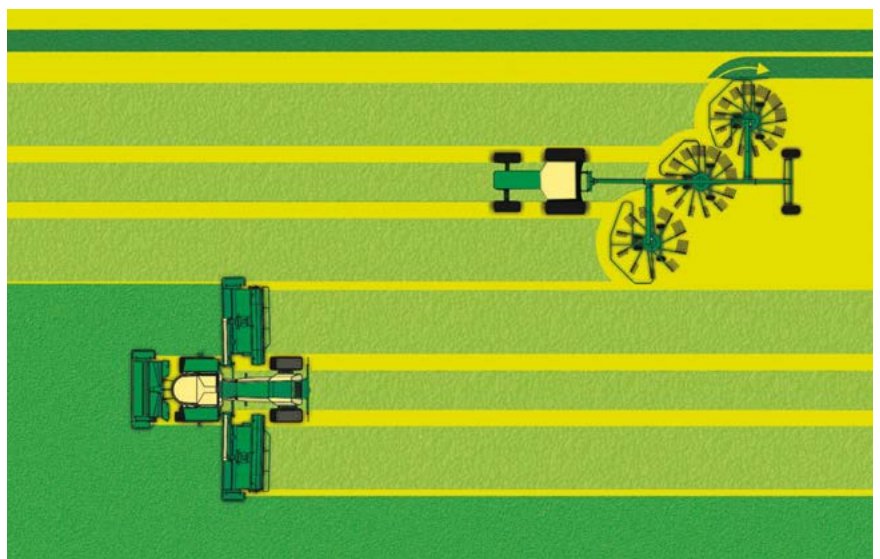
The rotor speeds

Raking 9.7 metres (31'10") into one swath takes a machine that works in full sync. Therefore we designed Swadro TS 970 with rotors of different diameters and that rotate at different speeds. The leading rotor has ten tine arms whereas the rotors in the middle and at the rear have 13 arms. At the same time, the leading rotor and the rotor in the middle spin at higher speeds than the unit at the rear – a detail that results in a smoother crop flow. Each tine arm on the lower-speed rotor carries 5 double tines which deliver the necessary vigour to handle those masses of crops and form the windrow.



The transport position

The three rotors change quickly into transport position. The central rotor measures less than 3.00 m in diameter and so its tine arms are not folded to achieve a good transport height.



BiG M and Swadro TS 970 – the perfect match

In this type of harvest chain, no crop is run on, because the tractor that is pulling the Swadro TS 970 runs in the wheelings of the KRONE BiG M high-capacity mower conditioner.



The **twin-rotor centre delivery rakes**

Swadro TC and TC Plus

- Flexible work widths, extra high lift-out
- Variable chassis with adjustable track widths and large tyres
- High ground clearance and high rotor lift-out for easy headland turns

The Swadro TC centre delivery rakes stand out for producing exceptionally consistent swaths while working at extremely high rates, flexible work widths and maximum ha/h performance. These machines offer work widths from 5.70 m to 10.00 m.



Swadro TC 640
work width: 5.70 m – 6.40 m



Swadro TC 680
work width: 6.80 m



Swadro TC 760
work width: 6,80 m – 7,60 m



Swadro TC 880
work width: 7,60 m – 8,80 m



Swadro TC 930
work width: 8,10 m – 9,30 m



Swadro TC 1000
work width: 8,90 m – 10,00 m



The mechanical width control

Swadro TC 640 and TC 760 come with a standard mechanical working width control. The arms extend and retract as the operator turns a crank.



Changing work widths hydraulically

All Swadro TC models have hydraulic working width control as standard specification (option on TC 640 and 760). The system comes with a large scale that helps operators set the required position.



Individual rotor lift-out*

The rotors can be lifted out independently. This is standard specification on the TC 930 and TC 1000 and an option on all other Swadro TC models (except TC 640). This feature brings great advantages in wedges, along boundaries and in low-yielding crops.



The rotor suspension system*

Strong coil springs transfer some of the weight to the main beam and the chassis as the rake is swathing along.




Swadro TC and TC Plus

Convenient height control and disturbing rotors



The manual height control system

All Swadro TC rotors have their work height adjusted down to the millimetre. This is done on a crank which is arranged on the outside of the rotor for easy access. A large scale helps operators to read the current position.



The electric height control system

Those who often use the rake in varying conditions will find it helpful to opt for the electric rotor height control system. This is standard specification on all Swadro TC Plus models. From the cab-based control box, operators control two servomotors which change the rotor height conveniently and accurately. This control box also displays the current working height and raises the rotors individually.





The unique disturbing rotor

To disturb and aerate dry and light material, Swadro TC 680 and 760 can be equipped with a new KRONE development – the disturbing rotor. Positioned in the middle of the rake and carrying six tines, the hydraulic rotor disturbs the material in the middle between the left and right rotors. This promotes uniform wilting and boosts the quality of hay and leafy forage such as lucerne.





Swadro TC and TC Plus

Easy steering and safe road travel



Generous ground clearance

The high-clearance frame and the high rotor lift-out allow the machine to run over massive windrows without disturbing them.



An extremely nimble machine

Swadro TC and TC Plus are attached to the two-point headstock by a ball bearing joint and a rod-steered undercarriage with articulated steering. This makes these rakes particularly nimble – a boon in awkward areas where no crop is left behind and shunting is eliminated. The machine simply goes into every corner of the field without manoeuvring. The articulated steering is an option on the TC 640.





Swift and safe travel

Great road stability and exceptional casting are the stand-out features of the chassis that is approved to 40 km/h (25 mph).

Reduced transport height

Quick changeovers bring down the transport height to less than 4 m (13'2"), fold up the rotors without removing any tine arms (except TC 1000) or guards and retract the telescoping arms to reduce the machine width.



Choice of tyres

The chassis of the Swadro TC rakes have standard 10.0/75-15.3 tyres and the ones on TC 880, 930 and 1000 run on 11.5/80- 15.3/10 PR tyres (left photo). All models from Swadro TC 680 can be fitted with 15.0/55-17/10 PR (right photo) tyres that suit softer soils or sloping fields. Either way, the machine's transport width is less than 3.00 m.

Adjusting the track width

If the wheels are fitted with slim tyres, it will be possible to expand the track width by 6 cm (2.4"). Simply refit a distancer sleeve on the wheel arms and move each axle out 3 cm (1.2").





Entry-level centre delivery rakes with four rotors

NEW Swadro TC 1250

- Entry-level machine with variable 9.80m to 12.50m widths for newcomers to the world of four-rotor rakes
- KRONE Easy-Line drive system for a perfect swath presentation to the baler, forage wagon and forager
- Straightforward and fast height control with a useful scale
- Fast changeovers to less than a 4m transport height from the cab
- Exact and infinitely variable hydro suspension for optimum contouring
- Individual rotor lift-out is an option and ideal in corners

The new Swadro TC 1250 marks KRONE's entrance to the high-capacity rake sector. The machine combines heavy-duty components from professional machines with the simplicity of twin rotor rakes, making the TC 1250 the ideal all-rounder for large farming operations, machinery rings and contractors.



Strong frame

Swadro TC 1250 features a modern and appealing styling with a trapezium frame and massive tube steel arms that ensure high stability and longevity. The sloping side panels won't collect grass, dust and debris so the machine stays clean and the roads too.



Swift and easy transport

Compact by design, less than 3m wide and less than 4m high without folding the tines, this rake makes for convenient and safe travel between fields.



Extremely manoeuvrable and convenient

The TC 1250 with two-point headstock pivots in the lower links for smooth and stable rides on roads and in the field. Turning through a large angle, the headstock makes for tight headland turns and effective rakes in corners, a feature that saves valuable time in narrow harvest windows.



Flexible width

The working width and also the swath width are adjusted hydraulically as a standard feature for fast adaptation to varying conditions. The arms telescope rapidly to the correct working width – wide when gathering the last cut for presentation to the forager or narrow for the forage wagon and round baler.



Exact working heights

The operator sets the height of each individual rotor manually on the crank and reads the current height on the large scale.

NEW



Swadro TC 1250

Superior operator convenience



Smooth powerflow

The KRONE Easy-Line increases rotor rpm on the leading units by about 25% compared with the rear units, so the leading rotors present the material in a wider mat to the ones at the rear which rake it into fluffy and boxy swaths.



All-mechanical driveline

The tractor power is transmitted to the rake by a patented crash box which sends the powerflow in a straight line to the various rotors. The straight driveline minimises wear and reduces tractor input power.

Springs at front and rear

In work, strong coil springs shift the weight of the rear rotors to the main beam and the chassis, thereby taking load off the rear rotors. By comparison, the front rotors have hydraulic suspension which is set steplessly on the on-board spool chest by switching from lift-out to suspension and vice versa, allowing the machine to adapt easily and conveniently to any terrain – for cleanest swaths and best forage quality.





Finger-tip control

The TC 1250 is entirely operated from the KRONE control box. Functions like individual rotor-lift out, swath width control or telescoping front arms are selected on the control box and executed by the tractor spools. Thanks to this selector box, the machine requires only one single-acting and one double-acting tractor spool. This gives you maximum operator comfort from an entry-level tractor.

The rotors lift out of work

The front and rear rotors lift out in pairs – sequence-controlled from the control box. Swadro TC 1250 is also available with the optional independent rotor lift-out feature which lifts out the left rotor first and after that the right rotor and vice versa. As a last step, the sequence control raises the rear pair of rotors – a practical feature that is very useful in awkward fields.



The right tyres for each job

The transport wheels are clad with 500/50-17 tyres as a standard. Wider 620/40 R 22.5 flotation tyres are available as an option, offering a larger contact area for gentle treading and minimum compaction in softer soils.





The **four-rotor centre delivery rakes**

Swadro TC 1370

- Variable, 10.80 m to 13.70 m work widths
- Hydraulic rotor suspension
- Integral vibration damper with Soft-Down drop rate control
- Electric rotor height control with two selectable height options
- 710 transport tyres and 16x9.50 bogie tyres are an option
- Hydraulic beam control for less than 4.00 m transport heights
- KRONE Easy-Line driveline for optimum swaths and rakes

The Swadro TC 1370 four-rotor centre delivery rake makes its appearance in a modern styling and with plenty of landmark features including convenient setting options that make the job a lot easier for operators and produce optimum swaths at high outputs.



Variable work width

Telescoping hydraulic arms adjust the positions of the two leading rotors left and right separately. This way, the rake can vary its working width from 10.80 m to 13.70 m to adapt to varying field conditions. The rotors resume their previous positions automatically when lowering into work.



Flexible swathing width

The swath width is adjusted irrespective of the work width by varying the distance between the two rear rotors between 1.40 m and 2.20 m. As another key feature, the tine arms on the rear rotors have five double tines which optimize the work and quality for the following harvester.



Hydraulic suspension

The hydraulic rotor suspension that is integrated in the lifting cylinders provides gentle treading also in difficult conditions. The system is set up steplessly and conveniently from the tractor and separately for the leading and rear rotors.

The new and integral Soft-Down drop rate control lowers the rotors particularly softly into work – a boon for the quality of feed.



Setting the rotor height

The operator controls the work height from the terminal so there is no need to dismount the tractor. You can either adjust all rotors at the same time or each rotor separately. Also, you can program two different heights to the system and retrieve them later by fingertip control – a convenient and effective system that helps you respond instantly to varying conditions.



Choice of tyre options

The transport wheels of the rake are clad with 620/40 R 22.5 tyres and have air brakes as a standard feature. But you can also opt for hydraulic brakes and wider 710/35 R 22.5 tyres to improve the performance in boggy terrain. Neither tyre size affects the statutory three-metre transport width. Either configuration is homologated for 40 km/h.



Perfect contouring

The rakes that run on standard 620/40 R 22.5 transport wheels have caster-steer bogies with pivoting wheels that are clad with 16x6.50-8 tyres. This tyre size increases to 16x9.50-8 on those machines that run on 710/35 R 22.5 transport wheels. for absolutely clean forage and gentle treading in undulating terrain. Both tyre sizes are also available for 6-wheel bogies with rear tandem axle.





Swadro TC 1370

Superior operator convenience



The right spin

The KRONE Easy-Line driveline is the secret behind the optimal flow of the crop through the rake. This driveline has the leading rotors spin at a 25% higher speed than the rotors at the rear, presenting the material at a wider width to the rear rotors which will then rake it into a fluffy and box swath.



Easy-going headland turns

You can set and retrieve separate lift-out heights for the leading and rear rotors from the tractor terminal. But not only does the system allow you to set the lift-out height but also to time the sequences depending on conditions.



Convenient changeovers

The beam lowers hydraulically to a transport height of less than 4 m, meaning you don't have to fold or remove any tine arms.



Rugged build

The trapezoidal frame is made from massive steel tubes that make the Swadro TC a high-stability and hard-wearing machine. The elements on the sides are mounted at an angle so they won't collect material.



Tractor attachment to suit

The TC 1370 is attached to the tractor via the pivoting two-point headstock (see photo) which allows the machine to follow tractor roll for agile manoeuvring. But you can also opt for a bottom-mount 80 ball hitch.



Optimum protection

The two-piece plastic cover on the beam houses the electronics, the hydraulic chest and the spools protecting them from debris and damage.

Section control on the rake

The SectionControl feature lifts and lowers the individual rotors separately to avoid multiple rakes in awkward patches. The feature reduces operator stress and boosts productivity thanks to faster headland turns.

Easy-use terminal

The TC 1370 offers clear and comfortable navigation. You can choose between the existing ISOBUS-terminal on the tractor, the new KRONE DS 500 or CCI 800 terminal or the established CCI 1200. No matter which terminal you opt for, each terminal offers fast and straightforward operation of the entire machine from only two menu levels. An ISOBUS joystick makes operating the Swadro TC 1370 even more convenient and effective. The DS 100 is an entry-level terminal which allows operators to confirm all machine functions by fingertip control.





The **four-rotor centre delivery rakes**

Swadro 1400 and 1400 Plus

- Variable, up to 13.50 m (44'4") work widths
- Convenient handling from a choice of KRONE operator terminals or an existing in-cab ISOBUS terminal.
- Foldable tines (Swadro 1400) or a hydraulically lowering chassis (Swadro 1400 Plus) reduce the transport height to less than 4 m (13'2").

Swadro 1400 and 1400 Plus from KRONE have four rotors that work at variable widths between 11.00 m (36'1") and 13.50 m (44'4) coincide with work rates of up to 13 ha per hour. These machines stand out for enormous acreages, quick changeovers, rapid travel, great longevity and easy use.



Robust and flexible rotors

All rotors have cardanic suspension for best contouring and each rotor has 13 tine arms, each being equipped with four double Lift Tines.



The KRONE Tridem chassis

The tridem-axle bogies have two standard casting wheels clad with wide tyres running on the front and rear axle. The rear axle can take offset casting wheels in a tandem arrangement, offering particularly smooth rotor control and running in difficult terrain.



Great frame stability

Machines that are operated by contractors and coops are subjected to enormous wear and tear. Therefore we gave Swadro 1400 / 1400 an extra strong beam that will cope with confidence with all challenges.



Optimized driveline

The outboard gearboxes can move to the middle to reduce the strain on the drive shafts. The Swadro 1400 Plus has extra strong drive shafts. The rotors are protected by star ratchet clutches.

High-clearance frame and high lift-out

The special attachment of the rotor arms and the fact that the main beam remains level ensure the rotors can lift out high. A sequence control system always lifts and lowers the leading rotors first and the rear rotors only afterwards to produce uniform ends.

Spring-loaded arms

Massive coil springs on the Swadro 1400 Plus shift much of the weight of the jib and rotor to the main beam, preventing the rotors from sinking into wet ground and ensuring good tracking in sloping fields. Dynamic suspension is an option on the leading rotors and is useful in extremely undulating and boggy terrain where it improves contouring. The system adjusts the rotor suspension automatically and relative to the work width set on the jib, which is done by a hydraulic cylinder on the beam (right photo).





Swadro 1400 and 1400 Plus

Easy operation

These models score high on high operator comfort, featuring hydraulic work width and swath width control, electric height control, powerful operator terminals and section control.



Changing work widths hydraulically

The work width on the front and rear rotors is adjusted hydraulically by telescoping the arms, thereby also moving the right-angle gearboxes that drive the front rotors. This system warrants effective overlaps of both ends of the drive shafts irrespective of the current work width.



Variable work and swath widths

Operators can vary the swath width from about 1.40 m to 2.20 m from controls on the rear rotors.

The two leading rotors operate at higher speeds than the rear units, spreading the hay for the rear rotors to rake it into uniform and fluffy windrows without roping.



The electric work height control

Controlling the height of the rotors conveniently from a cab-based terminal with large display screen is standard specification on these models. Standard This way, the operator adjusts all rotors at once or each rotor individually. Swadro 1400 Plus allows operators to set the height on one rotor and then have all remaining rotors adopt the current setting automatically.



The Alpha control box

The Alpha control box for the Swadro 1400 gives finger-tip control of rotor height, work width and windrowing width as well as independent or sequential up/down control of the rotors.



The DS 500 Terminal

The compact DS 500 terminal has a 5.7" colour display screen and can be operated with 12 function keys, the touchscreen or the scroll wheel on the back. An optional joystick is available for even more convenient operation.



The CCI 1200 terminal

Offering a large 12inch colour touch screen, this terminal splits into three separate views, offering a customized user interface. CCI 1200 is ISOBUS compatible and therefore a universal terminal that is ready for use on other machines as well. For added operator comfort, it also has inputs for an optional joystick (WTK) with customizable controls.



The ISOBUS compatible tractor terminal

Here is an example of an ISOBUS-compatible tractor terminal which controls all major machine functions.



SectionControl

The automatic SectionControl feature is very useful when raking out wedges and awkward patches. Detecting raked areas and raising the rotors, this feature prevents the same patch is raked twice.



Swadro 1400 and 1400 Plus

Tractor attachment, transport height and road travel

- Reduced transport height
- Wide running gears
- Great road stability



Attaching to the tractor links

The two-point headstock pivots sideways, giving generous lateral movement without straining the drive shafts of course.



The ball hitch

The rake is also available with a ball hitch system which makes for easy and fast attachment and removal. Also, there is no jolting and travel is safe and comfortable.



A comfortable transport height

All Swadro 1400 models have a transport height of less than 4 m (13'2") after folding the outer tine arms. This is not necessary on the Swadro 1400 Plus. The beam lowers hydraulically to bring the machine down to the statutory transport height.



The running gear

All Swadro 1400 models have running gears that offer wide trackwidths, big flotation tyres and air brakes for safe running. Giving a transport width of less than 3 m and a transport height of less than 4 m, they can safely travel at 40 km/h (25 mph) on public roads.

Choice of tyres

500/50-17/10 PR tyres are standard specification, but bigger 620/40 R 22.5 rubber (right tyre) is available too. This tyre has proven extremely well on soft ground. Both types of tyres are approved for 40 km/h (25 mph).

Swadro 1400 and 1400 Plus in comparison

Swadro 1400

Transport height is less than 4 m (13'2") after the tine arms are folded mechanically (standard)

Electric Comfort height control

- Sets each rotor individually (standard)
- Sets one rotor and the remaining three rotors will adjust automatically (option)

Swadro 1400 Plus

Transport height is less than 4 m (13'2") after the transport chassis lowers hydraulically (standard)

Electric Comfort height control

- Sets one rotor and the remaining three rotors will adjust automatically (standard)
- Accurate height reading down to the millimetre on the display screen

Dynamic rotor suspension (option)

Stronger drive shafts




The **six-rotor centre delivery rake**

Swadro 2000

- Variable, 10.00 m to 19.00 m (62'4") work widths
- Variable, up to 3.00 m (9'10") windrow widths
- Intelligent transport chassis steering

The Swadro 2000 boasts six rotors that rake 10.00 m-19.00 m of work. This is the ideal machine for large-scale farmers and contractors. Quickest changeovers, fast road travel, long lifetime cycles, ultimate user comfort and efficient swathing at up to 20ha/h are naturally included in the package. The large work width of the machine reduces the total swath length by approx. 30% and boosts the capacities of the following harvesters by up to 15%.



The variable work width

The rake can vary its work width between 10.00 m and 19.00 m hydraulically, producing swaths that match the capacities of the following harvesters. To do that the two rotor arms extend and retract on a sliding carriage.



The flexible swathing width

An optimal swath width boosts the efficiency of the entire harvest chain. You can alter the width by telescoping the rear arms hydraulically, which alters the distance between the two rear rotors. The telescoping arms adjust to widths between 1.80 m (5'11") and 3 m (9'10").



The rotors lift out of work

The rotors lift and lower either independently, one after the other, or simultaneously. A hydraulic sequence control system is a particular boon for operators. The system can be upgraded by the optional GPS based SectionControl feature which raises one rotor independently of the others.



Different rotor speeds

The tines on the four leading rotors operate at a higher circumference speed than the tines on the rear rotors. Operating the rotors at different speeds eliminates the risk of roping.




Swadro 2000

Easy operation

- The rotors are folded hydraulically and sequence controlled
- User-friendly operator terminals

All changeovers on Swadro 2000 are made from the tractor seat where the operator simply triggers a sequence. A hydraulic sequence control manages the individual steps, taking off stress and strain from the operator. SectionControl is operated conveniently from a cab-based DS 500 or CCI terminal.



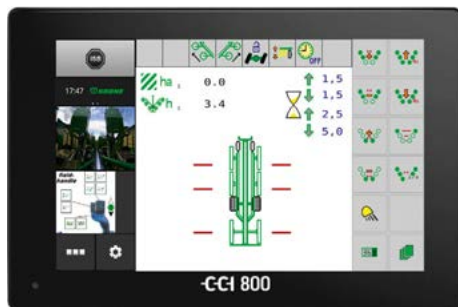
The automatic folding feature

A hydraulic sequence control manages the individual steps, taking off stress and strain from the operator.



The DS 500 Terminal

The compact DS 500 terminal has a 5.7" colour display screen and can be operated with 12 function keys, the touchscreen or the scroll wheel on the back. An optional joystick is available for even more convenient operation.



The CCI 800 terminal

Offering a large 8inch colour touch screen, this terminal splits into three separate views, offering a customized user interface. CCI 800 is ISOBUS compatible and therefore a universal terminal that is ready for use on other machines as well. For added operator comfort, it also has inputs for an optional joystick (WTK) with customizable controls.



SectionControl

The automatic SectionControl feature is very useful when raking out wedges and awkward patches. Detecting raked areas and raising the rotors, this feature prevents the same patch is raked twice.



Swadro 2000

Tractor attachment, running gear and road transport

- Wide running gear for superb road stability
- Ackermann steering for great manoeuvrability
- Choice of steering options for maximum flexibility



A robust linkage attachment

Swadro 2000 hitches to the tractor link arms and has a pivoting cat II/III headstock that compensates for any humps and bumps. The sturdy stand provides uncompromised stability.



The beefy transport chassis

Running on big 800/45 R 26.5 tyres for good road stability, the transport chassis is approved for road travel at 40 km/h and is gentle on the ground and sward.



Flexible Ackermann steering

The Ackerman steering system on the transport chassis can be operated in two ways: either passively via a linkage or actively via a hydraulic ram. Excellent castering, manoeuvring in tightest space and easy steering are the qualities that make this chassis stand out from everything else.



An extra hydraulic steering system

The extra hydraulic steering system will be appreciated by those who seek tighter turns to manage narrow gates and by those who do a lot of countersteering in sloping fields. The operator can override the current angle from the seat by operating a hydraulic ram inside the steering linkage.



The unsteered axle

The axle on the transport chassis is switched off during work for swathing straight and uniform windrows.



The passive-steer axle

The steered axle is activated automatically when the rotors are being lifted out of work. At this moment the chassis is steered via a rod for enhanced manoeuvrability and tracking.



The active-steer axle

This extra steering feature is useful for managing narrow gates or raking up wedges. The operator is now actively steering the chassis axle via a hydraulic ram.



Technical data

KRONE Swadro rotary rakes

- Three-point hitch
- Trailed models



Single-rotor rakes for the three-point linkage

		Swadro 35	Swadro 38	Swadro 42	Swadro 46
Work width	m	3.50 (11'6")	3.80 (12'6")	4.20 (13'9")	4.60 (15'1")
Area output	approx. ha/h	3	3.5-4	4-4.5	4.5-5
Transport width	m	1.90 (6'3")	1.90 (6'3")	2.26 (7'5")	2.55 (8'4")
Tine arms	Number	10	10	13	13
Double Lift Tines	Number	30	40	52	52
Tine thickness	mm	10	10	10	10
Rotor diameter	m	2.70 (8'10")	2.96 (9'9")	3.30 (10'10")	3.60 (11'10")
Tyres on the rotors		16x6.50-8	16x6.50-8	16x6.50-8	16x6.50-8
Tractor power	approx. kW/hp	22/31	22/31	37/50	37/50
Weight	approx. kg (lbs)	532 (1,173)	565 (1,246)	640 (1,411)	665 (1,466)
Three-point hitch		Standard	Standard	Standard	Standard
Storage length	m	3.04 (9'12")	3.39 (11'2")	3.69 (12'1")	3.99 (13'1")
Storage height	m	2.21 (7'3")	2.21 (7'3")	2.49 (8'2")	2.64 (8'8")

All specifications, weights and dimensions do not necessarily comply with standard specifications and are therefore not binding. Specifications are subject to change without notice.



Trailed single-rotor rakes

		Swadro 38 T	Swadro 42 T	Swadro 46 T
Work width	m	3.80 (12'6")	4.20 (13'9")	4.60 (15'1")
Area output	approx. ha/h	3.5-4	4-4.5	4.5-5
Transport width	m	2.99 (9'10")	3.40* (11'2")	2.55 (8'4")
Tine arms	Number	10	13	13
Double Lift Tines	Number	40	52	52
Tine thickness	mm	10	10	10
Rotor diameter	m	2.96 (9'9")	3.30 (10'10")	3.60 (11'10")
Tyres on the rotors		18x8.5-8	18x8.5-8	18x8.5-8
Tractor power	approx. kW/hp	19/25	22/31	22/31
Weight	approx. kg (lbs)	730 (1,609)	780 (1,720)	820 (1,808)
Drawbar		Standard	Standard	Standard
Storage length	m	4.80 (15'9")	4.95 (16'3")	5.10 (16'9")
Storage height	m	1.25 (4'1")	1.25 (4'1")	2.20 (7'3")

Swadro 38 T and 42 T not available in Germany

* 2.26m option



Technical data

KRONE Swadro twin-rotor and three-rotor side delivery rakes



Side delivery rakes

		Swadro 710/26 T	Swadro TS 620	Swadro TS 620 Twin
Work width	Single swathing	m	6.20 (20'4")	6.20 (20'4")
	Double swathing	m	2x3.40 (2x11'2")	2x3.46 (2x11'4")
Swath width (variable to suit crops and crop deflector setting)	approx. m	0.80-1.40 (2'8" - 4'7")	1.10-1.60 (3'7" - 5'3")	1.10-1.60 (3'7" - 5'3")
Machine weight in standard specification	approx. kg (lbs)	1,600 (3,527)	2,050 (4,519)	2,150 (4,740)
Tractor power	approx. kW/hp	37/50	37/50	37/50
Area output	approx. ha/h (acres/h)	5.5-6 (13.6-14.8)	6 (14.8)	6-7 (14.8-17.3)
Rotors				
Number		2	2	2
Diameter	m	2.96 (9'9")	2.96 (9'9")	2.96 (9'9")
Tine arms				
Number		2x13	10/13	10/13
Rigid		Standard	Standard	Standard
Foldable		Option	Option	Option
Double Lift Tines	Number	91	96	96
Tine thickness	mm	10.5	10.5	10.5
Rotor height control				
Mechanical		Standard	Standard	Standard
Electric (display)		-	Option	Option
Tyres on bogies		18x8.50-8	16x6.50-8	16x6.50-8
Tyres on transport chassis				
Standard			11.5/80-15.3 10 PR	11.5/80-15.3 10 PR
Option		-	15.0/55-17 10 PR	15.0/55-17 10 PR
Transport width				
Standard tyres	approx. m	2.99 (9'10")	2.76 (9'1")	2.76 (9'1")
Optional tyres	approx. m	-	2.90 (9'6")	2.90 (9'6")
Transport height				
Tine arms (rigid or unfolded)	m	1.35 (4'5")	3.90 (12'10")	3.90 (12'10")
Tine arms (folded in) m	m	-	3.46 (11'4")	3.46 (11'4")
Storage length	m	8.40 (27'7")	8.00 (26'3")	8.00 (26'3")
Link arm attachment		Drawbar	Standard	Standard

All specifications, weights and dimensions do not necessarily comply with standard specifications and are therefore not binding. Specifications are subject to change without notice.



Swadro TS 680	Swadro TS 680 Twin	Swadro TS 740	Swadro TS 740 Twin	Swadro TS 970
6.80 (22'4")	6.80 (22'4") 2x3.80 (2x12'6")	7.40 (24'3")	7.40 (24'3") 2x4.10 (2x13'5")	9.70 (31'10")
1.10-1.60 (3'7"- 5'3")	1.10-1.60 (3'7"- 5'3")	1.20-1.60 (3'11"- 5'3")	1.20-1.60 (3'11"- 5'3")	1.00-1.80 (3'3"- 5'11")
2,200 (4,850)	2,250 (4,960)	2,400 (5,291)	2,400 (5,291)	-
37/50	37/50	37/50	37/50	59/80
6.5-7 (16.1-17.3)	6.5-8 (16.1-19.8)	7.5 (18.5)	7.5-8.5 (18.5-21)	9-10 (22.2-24.7)
2 3.30 (10'10")	2 3.30 (10'10")	2 3.60 (11'10")	2 3.60 (11'10")	3 1x2.96(9'9")/2x3.60(11'10")
2x13 Standard Option	2x13 Standard Option	2x13 Standard Option	2x13 Standard Option	1x10/2x13 - Standard
104	104	104	104	157
10.5	10.5	10.5	10.5	10.5
Standard Option	Standard Option	Standard Option	Standard Option	- Standard
16x6.50-8	16x6.50-8	16x6.50-8	16x6.50-8	16x6.50-8
11.5/80-15.3 10 PR 15.0/55-17 10 PR	11.5/80-15.3 10 PR 15.0/55-17 10 PR	11.5/80-15.3 10 PR 15.0/55-17 10 PR	11.5/80-15.3 10 PR 15.0/55-17 10 PR	15.0/55-17x10 PR -
2.76 (9'1") 2.90 (9'6")	2.76 (9'1") 2.90 (9'6")	2.76 (9'1") 2.90 (9'6")	2.76 (9'1") 2.90 (9'6")	2.99 (9'10") -
3.99 (13'1") 3.55 (11'8")	3.99 (13'1") 3.55 (11'8")	3.99 (13'1") 3.55 (11'8")	3.99 (13'1") 3.55 (11'8")	4.40 (14'5") 3.90 (12'10")
8.30 (27'3")	8.30 (27'3")	8.65 (28'5")	8.65 (28'5")	9.80 (32'2")
Standard	Standard	Standard	Standard	Standard



Technical data

KRONE Swadro twin-rotor centre delivery rakes

Two-rotor centre delivery models		Swadro TC 640	Swadro TC 680	Swadro TC 760	Swadro TC 880	Swadro TC 930	Swadro TC 1000
Work width	m	5.70-6.40 (18'8"-20'12")	6.80 (22'4")	6.80-7.60 (22'4"-24'11")	7.60-8.80 (24'11"-28'11")	8.10-9.30 (26'7"-30'6")	8.90-10.00 (29'2"-32'10")
Work width control							
Mechanical		Standard	–	Standard	–	–	–
Hydraulic		Optional	–	Option	Standard	Standard	Standard
Swath width	m	1.00-1.70 (3'3"- 5'7")	1.00 (3'3")	1.00-1.80 (3'3"-5'11")	1.30-2.50 (4'3"- 8'2")	1.30-2.50 (4'3"- 8'2")	1.30-2.50 (4'3"- 8'2")
Weight (standard spec.)	approx. kg (lbs)	1,400 (3,086)	1,700 (3,748)	1,950 (4,299)	2,300 (5,071)	2,780 (6,129)	3,000 (6,614)
Minimum tractor input	approx. kW/hp	22/35	37/50	37/50	40/55	51/70	51/70
Area output	approx. ha/h (acres/h)	5.5-6 (13.6-14.8)	6.5-7 (16.1-17.3)	7.5 (18.5)	8-8.5 (19.8-21)	9-9.5 (22.2-23.5)	9.5-10 (23.5-24.7)
Rotors							
Number		2	2	2	2	2	2
Diameter		m 2.70 (8'10")	3.30 (10'10")	3.30 (10'10")	3.60 (11'10")	3.80 (12'6")	4.20 (13'9")
Tine arms							
Number		2x10	2x10	2x13	2x13	2x15	2x15
Rigid		Standard	Standard	Standard	Standard	Standard	–
Foldable		–	Option	Option	Option	Optional	Standard
Double Lift Tines	Number	60	80	104	104	120	120
Tine thickness	mm	10.5	10.5	10.5	10.5	10.5	10.5
Rotor height control							
Mechanical		Standard	Standard	Standard	Standard	Standard	Standard
Electric (display)		–	–	Option	Option	Optional	Option
Tyres on bogies							
Standard		16x6.50-8	16x6.50-8	16x6.50-8	16x6.50-8	16x6.50-8	16x6.50-8
Option		–	–	–	18x8.50-8	18x8.50-8	18x8.50-8
Separate rotor lift/lower feature		–	Optional	Optional	Optional	Standard	Standard
Tyres on transport chassis							
Standard		10.0/75-15.3 8 PR	10.0/75-15.3 8 PR	10.0/75-15.3 8 PR	11.5/80-15.3 10 PR	10.0/75-15.3 8 PR	10.0/75-15.3 8 PR
Option		–	15.0/55-17 10 PR	15.0/55-17 10 PR	15.0/55-17 10 PR	15.0/55-17 10 PR	15.0/55-17 10 PR
Transport width							
Standard tyres		approx. m 2.54 (8'4")	2.72 (8'11")	2.72 (8'11")	2.86 (9'5")	2.86 (9'5")	2.86 (9'5")
Optional tyres		approx. m –	2.89 (9'6")	2.89 (9'6")	2.99 (9'10")	2.99 (9'10")	2.99 (9'10")
Transport height							
Tine arms (rigid or unfolded)		m 3.55-3.90 (11'8"-12'10")	3.99 (13'1")	3.99-4.39 (13'1"-14'5")	3.99(13'1")	3.99(13'1")	4.35(14'3")
Tine arms (folded in)		m 2.90-3.40 (9'6"- 11'2")	3.55 (11'8")	3.57-3.97 (11'9"-13'0")	3.55(11'8")	3.55(11'8")	3.75 (12'4")
Storage length	m	4.82-5.39 (15'10"-17'8")	5.90 (19'4")	5.90 (19'4")	6.33 (20'9")	6.75 (22'2")	6.75 (22'2")
Tractor attachment							
Lower links		Standard	Standard	Standard	Standard	Standard	Standard
Ball hitch		–	–	–	–	–	–

All specifications, weights and dimensions do not necessarily comply with standard specifications and are therefore not binding. Specifications are subject to change without notice.



Swadro TC 640 and TC 680



Swadro TC 760



Swadro TC 880



Swadro TC 930



Swadro TC 1000



Technical data

KRONE Swadro four- and six-rotor centre delivery rakes

Four- and six-rotor centre delivery rakes		NEW				
		Swadro TC 1250	Swadro TC 1370	Swadro 1400	Swadro 1400 Plus	Swadro 2000
Work width	m	9.80 - 12.50 (32'2"-41')	10.80-13.70 (35'5"-44'11")	11.00-13.50 (36'1"-44'4")	11.00-13.50 (36'1"-44'4")	10.00-19.00 (32'10"-62'4")
Work width control						
Mechanical		-	-	-	-	-
Hydraulic		Standard	Standard	Standard	Standard	Standard
Swath width	m	1.40 - 2.20 (4'7"-8'6")	1.40 - 2.60 (4'7"-8'6")	1.40 - 2.20 (4'7"-7'3")	1.40 - 2.20 (4'7"-7'3")	1.80 - 3.00 (5'11"-9'10")
Weight	approx. kg (lbs)	4,850 (10,692)	5,800 (12,787)	5,100 (11,243)	5,700 (12,566)	9,400 (20,723)
Tractor power	approx. kW/hp	59/80	59/80	59/80	59/80	96/130
Area output	approx. ha/h acres/h	11 - 13 (27.2-32.1)	13 - 15 (32.1-37.1)	12 - 14 (29.7-34.6)	12 - 14 (29.7-34.6)	20 (49.4)
Rotors						
Number		4	4	4	4	6
Diameter		m	m	m	m	m
		3.30/2.96 (10'10" / 9'9")	3.60/3.30 (11'10" / 10'10")	3.60/3.30 (11'10" / 10'10")	3.60/3.30 (11'10" / 10'10")	3.30/3.30/3.38 (10'10" / 10'10" / 11'1")
Tine arms						
Number		2 x 11, 2 x 13	4 x 13	4 x 13	4 x 13	4 x 13, 2 x 15
Rigid		Standard	Standard	-	Standard	Standard
Foldable		-	-	Standard	-	-
No. of tines per arm: front/middle/rear		4/-/4	4/-/5	4/-/4	4/-/4	4 / 4 / 4
Tine thickness	mm	10.5	10.5	10.5	10.5	10.5
Rotor height control						
Mechanical		Standard	-	-	-	-
Electric		-	Standard	Standard	Standard	Standard
Tyres on bogies		16x6.50-8	16x6.50-8*	16x6.50-8	16x6.50-8	16x6.50-8
Separate rotor lift/lower feature		Option	Standard	Standard	Standard	Standard
Tyres on transport chassis						
Standard		500/50-17	620/40 R22.5	500/50-17	500/50-17	800/45 R26.5
Option		620/40 R22.5	710/35 R22.5	620/40 R22.5	620/40 R22.5	
Transport width						
With standard tyres		approx. m	2.99 (9'10")	2.99 (9'10")	2.99 (9'10")	2.99 (9'10")
Transport height						
Tine arms (rigid or unfolded)		m	3.99 (13'1")	3.99 (13'1")	4.36 (14'4")	3.99 (13'1")
Tine arms (folded in) m		m			3.85 (12'8")	-
Storage height						
Tine arms (rigid or unfolded)		m	3.99 (13'1")	3.99 (13'1")	4.36 (14'4")	3.99 (13'1")
Tine arms (folded in)		m	-	-	3.85 (12'8")	-
Storage length		m	8.28 (27'2")	9.10 (29'10")	8.55 (28'1")	8.71 (28'7")
Tractor attachment						
Lower links		Standard	Standard	Standard	Standard	Standard
Ball hitch		-	Optional	Option	Option	-
AEF-certified for		-	UT, AUX-N, TC-BAS, TC-SC	UT, AUX-O, AUX-N, TC-BAS, TC-SC, ISB	UT, AUX-O, AUX-N, TC-BAS, TC-SC, ISB	UT


* 16x9.50-8 if transport wheels are fitted with optional 710/35 R 22.5 tyres

All specifications, weights and dimensions do not necessarily comply with standard specifications and are therefore not binding. All product specifications are subject to change.



Maschinenfabrik Bernard KRONE

Perfect in every detail



Innovative, proficient and close to our customers – these are the keywords that mark the philosophy of our family-owned company. As a forage specialist, KRONE manufactures disc mowers, tedders, rakes, forage wagons and silage trailers, round and square balers as well as the high-capacity and self-propelled BiG M mower conditioners and our BiG X forage harvesters. Quality made in Spelle – since 1906.

Your KRONE dealer



Maschinenfabrik Bernard KRONE GmbH & Co. KG

Heinrich-Krone-Straße 10
D-48480 Spelle

Phone: +49 (0) 5977 935-0
Fax: +49 (0) 5977 935-339

info.ldm@krone.de | www.krone.de