

**NS**  
**SERIES**

**45-58 HP**

COMPACT UTILITY TRACTORS



**Power, Precision, Value**





## **NS SERIES**

# **TOUGH ON TASKS, GENTLE ON YOUR BUDGET—ENGINEERED FOR YOUR LAND'S NEEDS**

Looking for a compact utility tractor that punches above its weight? The KIOTI NS Series delivers serious muscle, agile maneuverability, and real-world capability—all at a price that won't hold you back. Whether you're mowing, lifting, tilling or hauling, the NS is engineered to outperform expectations.




# **WE DIG DIRT**

- KIOTI 3-Cylinder, Liquid-Cooled Turbo Diesel Engine
- 45 - 58 HP
- Synchro Shuttle or Hydrostatic Transmission
- Independent 540 PTO
- Position & Draft Control
- Single Lever Joystick
- Cab & ROPS Models
- Deluxe Suspension Seat
- Open Platform Design
- 3-Point Hitch with Telescopic Lower Links & Stabilizers
- Rear Remote Hydraulic Valve
- Projection Head and Working Lamp (Cab Models)

---

# NS SERIES

## PRECISION-ENGINEERED TO PERFORM AND DESIGNED FOR PEAK PERFORMANCE



### Fuel Efficient Diesel Engine

The Common Rail Diesel Engine (CRDI) is a Tier 4-compliant engine designed to deliver outstanding efficiency and performance, offering excellent fuel economy without compromising power. Its whisper-quiet operation reduces noise levels, creating a more comfortable working environment for operators. With its combination of efficiency, reliability and performance, this engine is perfect for value-conscious customers in need of a powerful and efficient compact utility tractor.


### Proven Quality and Performance

KIOTI engines are known for exceptional performance and fuel efficiency. Backed by over 65 years of innovation, they meet rigorous global standards like EPA, CARB and EEC certifications. Built for reliability and durability, these engines are a trusted choice for a wide range of demanding applications.



### Hydrostatic Transmission (HST Models)

Features an infinite three-range hydrostatic transmission for effortless control, along with twin pedals that enable intuitive forward and reverse movements, seamlessly adjusting speed without the need to engage a clutch.



### Rear Hydraulic Remote

Effortlessly manage rear hydraulic implements with precise fingertip control, enhancing efficiency and ease of operation.



### Single Lever Joystick

The joystick provides single-lever control for the loader functions. When released, it returns to neutral, stopping the loader in its current position. A float position allows the bucket to float freely over the ground surface.



### Push Button Four Wheel Drive

Effortlessly engage 4WD with the simple push of a button—no complicated levers or switches. It's that easy. Enjoy quick, seamless control at your fingertips, making it simpler than ever to tackle changing ground conditions or venture off the beaten path.



### Auto/Manual PTO

Experience ultimate versatility with auto/manual PTO, which seamlessly switches modes for efficient power delivery and effortless operation.



### Three-Point Hitch

Maximize versatility with the robust 3-point hitch. Telescopic lower links and stabilizers ensure faster, easier and more secure implement attachment for increased efficiency in any task.



### Cruise Control (HST Models)

Maintain consistent speeds effortlessly with the integrated cruise control. Perfect for tasks like mowing or spraying, simply set your desired speed and let the tractor do the work, reducing fatigue and ensuring a uniform finish.



### Independent PTO

Designed for versatility and operator convenience, the independent PTO allows you to power your implements independently of your tractor's ground speed or transmission.



### Twin HST Pedals (HST Models)

Enable easy forward and reverse movement, with smooth acceleration and deceleration. The dual pedals simplify operation, reducing operator fatigue during long hours of work and repetitive tasks.



### Draft Control

Automatically adjusts ground engaging implement depth for consistent soil resistance, boosting efficiency, reducing slip and easing operator workload.



---

# NS SERIES

## COMFORT AND CONVENIENCE WITHOUT COMPROMISE



### Rear Differential Lock

Maximize traction in tough conditions. The rear differential lock forces both rear wheels to rotate at the same speed for enhanced power and control.



### Rear Hitch Controls

Adds convenience and control for connecting or disconnecting 3-point hitch implements, while enhancing versatility and efficiency for easy operation, adjustment and customization.



### Power Steering with Tilt

Minimizes the effort required to make tight, repetitive turns. The steering wheel tilts with the simple push of a lever, allowing easy adjustment to fit the operator's needs.



### 12x12 Synchronized Shuttle (Shuttle Models)

The 12x12 Synchronized Shuttle transmission ensures smooth, efficient operation with 12 forward and 12 reverse gears to precisely match speed. The shuttle enables quick directional changes without stopping, improving productivity in loader work and maneuvering.



### Cab & ROPS Models

Choose your comfort and configuration with the NS Series, available with either a Roll-Over Protective Structure (ROPS) for open-air versatility or an enclosed cab for all-weather comfort.



### Open Platform Design

The open platform design offers easy access, superior visibility and a comfortable workspace, reducing fatigue and boosting efficiency for a maximized workday.





### INCREASED PRODUCTIVITY

Versatile, ergonomic, high-capacity output



### IMPROVED EFFICIENCY

Fuel efficient, quiet, powerful performance



### CAB & ROPS MODELS

Weather protection or open-air flexibility



**N5**  
**SERIES**



#### Deluxe Suspension Seat

Provides a comfortable ride for the operator, even on rough terrain.



#### Window Wiper (Cab Models)

The standard front wiper (rear optional) keeps your view crystal clear, battling both rain and dust. Its optimized placement ensures the operator's vantage point stays uncompromised.



#### Quick Attach & Detach Loader (Optional)

The design lets the operator remove or install the loader in minutes, while the skid-steer quick attach system allows for fast changes—ensuring a smooth, comfortable and efficient experience.



#### Climate Control System (Cab Models)

Our advanced HVAC system provides optimized heating and cooling, ensuring a comfortable cabin year-round. Enjoy reliable cooling in the summer and warmth in the winter.



#### Projection Head and Working Lamp

The LED projection head and working lamps pierce the darkness, casting a wide, clear beam that illuminates your field for safe, precise maneuvering even after sunset.



#### KIOTI Connect Compatible

KIOTI Connect is an intuitive app that provides real-time insights, maintenance tracking and remote diagnostics, keeping you connected to your machine like never before.



#### Rubber Floor Mat

The heavy-duty rubber floor mat protects the tractor's floor from wear, tear, spills and scratches for lasting durability.



#### Heavy Duty Lift Power

With an impressive 2,621 lb. (1,189 kg) lift capacity, the NS Series delivers peak performance—enabling you to confidently tackle heavy-duty tasks and boost productivity.



# ATTACHMENTS

## BACKHOE

The KIOTI KB2485 backhoe lets you trench up to 94.4 inches deep with a bucket dig force up to 3,748 pounds. The KB2485 backhoe features subframe mounting, responsive two-lever controls with exceptional feathering, hydraulic stabilizers, transport lock and a variety of standard and heavy-duty buckets.

## BACKHOE SPECIFICATIONS

MODEL		KB2485
<b>Digging Depth</b>	in. (mm)	94.4 (2,397.8)
<b>Reach from Center Line of Swing Pivot</b>	in. (mm)	136.1 (3,456.9)
<b>Loading Height (Bucket at 60°)</b>	in. (mm)	80.3 (2,039.6)
<b>Maximum Leveling Angle</b>	deg.	10
<b>Swing Arc</b>	deg.	180
<b>Maximum Transport Height</b>	in. (mm)	92.9 (2,359.7)
<b>Transport Overhang</b>	in. (mm)	50.4 (1,280.2)
<b>Bucket Rotation</b>	deg.	180
<b>Stabilizer Spread (Down Position)</b>	in. (mm)	68.7 (1,745.0)
<b>Stabilizer Spread (Up Position)</b>	in. (mm)	46.4 (1,178.6)
<b>Angle of Departure</b>	deg.	21
<b>Shipping Weight (Without Bucket)</b>	lb. (kg)	1,102.0 (499.9)
<b>Bucket Digging Force</b>	lb. (kg)	3,748.0 (1,700.1)
<b>Dipperstick Digging Force</b>	lb. (kg)	2,205.0 (1,000.2)
<b>Operating Pressure</b>	psi (bar)	2,466.0 (170.0)

## CYLINDERS

Cylinder	Bore DIA	Retracted Length	Stroke	Rod DIA	
<b>Boom</b>	in. (mm)	2.6 (66.0)	25.0 (635.0)	15.2 (396.1)	1.6 (40.6)
<b>Bucket</b>	in. (mm)	2.4 (61.0)	24.8 (629.9)	15.6 (396.2)	1.4 (35.6)
<b>Dipperstick</b>	in. (mm)	2.8 (71.1)	27.9 (708.7)	19.9 (505.5)	1.6 (40.6)
<b>Swing</b>	in. (mm)	2.4 (61.0)	15.7 (398.8)	8.8 (223.5)	1.4 (35.6)
<b>Stabilizer</b>	in. (mm)	2.4 (61.0)	17.6 (447.0)	10.3 (261.6)	1.4 (35.6)

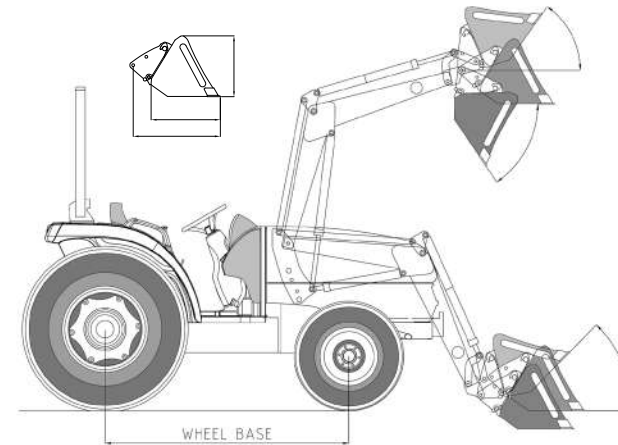
## BUCKETS

Bucket	Teeth Quantity	Struck Capacity	Heaped Capacity	Shipping Weight
<b>12" Bucket</b>	3	1.0 cu. ft. (0.03 m <sup>3</sup> )	1.2 cu. ft. (0.03 m <sup>3</sup> )	56 lb. (25.4 kg)
<b>18" Bucket</b>	4	1.6 cu. ft. (0.05 m <sup>3</sup> )	2.0 cu. ft. (0.06 m <sup>3</sup> )	70 lb. (31.7 kg)
<b>24" Bucket</b>	5	2.1 cu. ft. (0.06 m <sup>3</sup> )	2.8 cu. ft. (0.08 m <sup>3</sup> )	94 lb. (42.6 kg)
<b>36" Bucket</b>	6	2.8 cu. ft. (0.08 m <sup>3</sup> )	4.0 cu. ft. (0.11 m <sup>3</sup> )	114 lb. (51.7 kg)

NOTE: specifications and design are subject to change without notice.

## FRONT END LOADER

The KIOTI KL5810 front end loader is specifically designed for the NS Series tractors, providing efficient performance with single lever joystick control. The KIOTI loader, with a built-in parking stand, is designed to be quickly and easily attached and detached. KL Series loaders utilize the tractor's hydraulic system, feature single-lever control with float and come with a bucket level indicator.



## LOADER SPECIFICATIONS

MODEL		KL5810
<b>Maximum Lift Height (To Pivot Pin)</b>	in. (mm)	106.3 (2,700.0)
<b>Maximum Lift Height (Under Level Bucket)</b>	in. (mm)	100.9 (2,562.9)
<b>Clearance (With Bucket Dumped)</b>	in. (mm)	79.5 (2,019.3)
<b>Reach (Maximum Lift Height)</b>	in. (mm)	21.7 (551.2)
<b>Maximum Dump Angle</b>	deg.	67
<b>Reach (With Bucket on Ground)</b>	in. (mm)	74.4 (1,889.8)
<b>Maximum Rollback Angle</b>	deg.	32
<b>Digging Depth Below Grade</b>	in. (mm)	10.2 (259.1)
<b>Overall Height (In Carry Position)</b>	in. (mm)	49.8 (1,264.9)
<b>Depth of Attachment (To Pivot Pin)</b>	in. (mm)	26.4 (670.6)
<b>Lift Capacity (At Pivot Pin)</b>	lb. (kg)	2,621.0 (1,188.9)
<b>Breakout Force (At Pivot Pin)</b>	lb. (kg)	3,896.0 (1,767.2)
<b>Rollback Force (At Ground Line)</b>	lb. (kg)	3,880.0 (1,759.9)

NOTE: specifications and design are subject to change without notice.

## SPECIFICATIONS

MODEL		NS4710	NS4710H	NS5310H	NS6010	NS6010H	NS4710C	NS4710C HST	NS6010C	NS6010C HST	
<b>ENGINE</b>											
Model		3HT-S4TH45A									
Type		KIOTI 3 Cylinder, In-Line Vertical, Water-Cooled 4-Cycle Turbo Diesel, CRDI									
Engine Gross	HP (kW)	44.9 (33.5)		50.3 (37.5)	57.7 (43.0)		44.9 (33.5)		57.7 (43.0)		
PTO	HP (kW)	36.6 (27.3)	36.3 (27.1)	41.8 (31.2)	48.3 (36.0)	47.9 (35.7)	36.6 (27.3)		48.3 (36.0)	47.9 (35.7)	
Displacement	cu. in. (cc)	111.4 (1,826.0)									
Rated Revolution		2,600									
Fuel Tank Capacity	gal. (ℓ)	13.2 (50.0)									
<b>DRIVE TRAIN</b>											
Clutch		Dry Type Single Stage	-	-	Dry Type Single Stage	-	Dry Type Single Stage	-	Dry Type Single Stage	-	
Transmission		Synchro Shuttle		Hydrostatic	Synchro Shuttle		Hydrostatic	Synchro Shuttle		Hydrostatic	
Speeds		12x12		3-Range	12x12		3-Range	12x12		3-Range	
Differential Lock		Rear Standard									
Brake		Wet Disc Type									
PTO Type		Independent									
Rear PTO	rpm	540									
Mid PTO (Optional)	rpm	2,000									
4WD Type		Electric/Hydraulic									
<b>HYDRAULIC SYSTEM</b>											
Pump		Gear									
Pump Capacity (Max. Flow Rate)	gpm (L/min)	16.5 (62.4)									
3-Point Hitch		Category I			Category II			Category I		Category II	
Maximum Lifting Capacity*	lb. (kg)	2,940.0 (1,333.6)									
Hydraulic Lift Control System		Position with Draft Control									
Number of Remote Valves		1 Standard (1 Optional)									
Steering		Hydrostatic Power Steering									
<b>TIRE SIZE</b>											
Front AG. (Turf, Industrial)		8-16 (29-12.5-15, 10-16.5)									
Rear AG. (Turf, Industrial)		13.6-24 (21.5L-16.1, 14.9-24)									
<b>TRAVELING SPEEDS (Max)</b>											
Forward	mph (kph)	0.9~16.7 (1.5~26.8)	0~17.5 (0~28.1)		0.9~16.7 (1.5~26.8)	0~19.4 (0~31.3)	1.5~26.8 (0.9~16.7)	0~17.5 (0~28.1)	0~28.1 (1.5~16.7)	0~17.5 (0~28.1)	
Reverse	mph (kph)	0.8~14.8 (1.3~23.8)	0~12.2 (0~19.7)		0.8~14.8 (1.3~23.8)	0~13.6 (0~21.9)	1.3~23.8 (0.8~14.8)	0~12.2 (0~19.7)	0.8~14.8 (1.3~23.8)	0~12.2 (0~19.7)	
<b>DIMENSIONS</b>											
Overall Length (Incl. 3-pt Hitch)	in. (mm)	136.4 (3,465.0)									
Overall Width (Min. Tread)	in. (mm)	67.1 (1,704.3)				70.4 (1,788.2)					
Overall Height	in. (mm)	98.4 (2,499.4) w/o Beacon				93.7 (2,379.9) w/o Beacon					
Wheelbase	in. (mm)	75.5 (1,918)									
Min. Ground Clearance	in. (mm)	13.4 (340.4)				11.8 (300.0)					
Tread	Front (AG)	in. (mm)	51.1 (1,297.0)				51.3 (1,303.0)				
	Rear (AG)	in. (mm)	54.3 (1,380.0)				56.9 (1,444.0)				
Min. Turning Radius (w/Break)	ft. (m)	11.0 (3.4)				11.2 (3.4)					
Weight w/AG. Tires	lb. (kg)	4,027.0 (1,827.0)				4,614.0 (2,093.0)		4,422.0 (2,006.0)		4,614.0 (2,093.0) 4,479.0 (2,032.0)	

\* @ 24" aft. of hitch

NOTE: specifications and design are subject to change without notice.

## STANDARD EQUIPMENT

- Hydrostatic Transmission (HST Models)
- Twin HST Pedals (HST Models)
- 12x12 Synchronized Shuttle (Shuttle Models)
- Cruise Control (HST Only)
- Rear Differential Lock
- Rear PTO
- Single Remote Hydraulic Valve
- Wet Multi Disc Brakes
- Single Lever Joystick
- Push Button 4WD
- Power Steering with Tilt
- Climate Control System (Cab Models)
- Drawbar
- Deluxe Suspension Seat
- Headlights
- Parking Brake
- PTO Cover

## OPTIONAL EQUIPMENT

- Sun Canopy
- Beacon Light
- Rear Working Light
- Front Weights
- Mid PTO
- HST Linked Pedal (HST Only)
- Clevis Type Drawbar
- Second Remote Hydraulic Valve (Non-Detent)
- Second Remote Hydraulic Valve (Detent)
- Fuel Heater Kit
- Rear View Mirror (Cab Models)



**Daedong - USA, Inc.**  
**KIOTI Tractor Division**  
 6300 KIOTI Drive, Wendell, NC 27591 USA  
 Toll free 877-GO-KIOTI Fax 919-374-5001  
 Web www.KIOTI.com

Dealer Imprint Area

LIT-NS-01